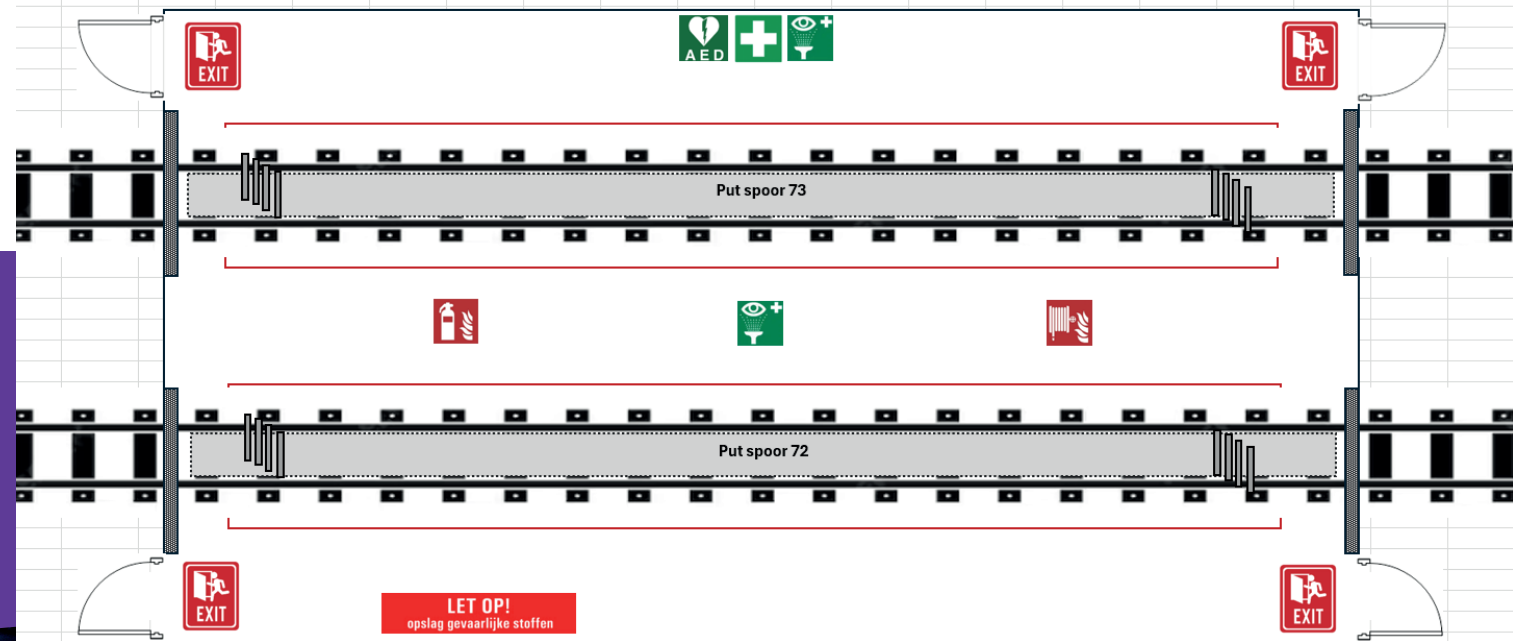




SAFETY RULES FOR THE EURAILSCOUT WORKSHOP

TOGETHER WE ENSURE A SAFE WORKPLACE!



BEFORE YOU START

- Wear the prescribed personal protective equipment.
- Sign in using GoBright.
- Check that your workplace is tidy and safe.
- Check that you are going to be working with approved and undamaged tools.
- The use of the man down device is mandatory when you are working alone in the workshop. When working on a train roof, tethering and human supervision are mandatory.

WHILE WORKING

- Switch off the power supply before starting work.
- NEVER carry out work on a train without authorization and without the correct knowledge and experience.
- Keep clear walkways and emergency exits.
- Lock machines and installations before maintenance.
- Watch out for moving vehicles.
- Finished working? Check that everything has been tidied up and returned to its proper place.

Hazardous substances

When working in the vicinity of hazardous substances, it is mandatory to follow the instructions of Team Fleet employees. If work involving hazardous substances is required, consult with Team Fleet in advance and read the corresponding safety data sheet.



Waste separation

- Outside: paper and residual waste
- Inside: batteries, oil, hazardous products, and deposit bottles.



Food and drink

- There is a water cooler for drinking water in the fleet office.
- Eating food in the workshop is not permitted. Food may be eaten in the Fleet office canteen.



Safety rules for the workshop and site

Always register in advance using
GoBright before you visit!
















Last Minute Risk Analysis (LMRA)

1. Do I know what work I must do?
2. Do I have the right certificates?
3. Do I have the right tools?
4. Do I have the right PPE?
5. Is my work environment safe?

Life Saving Rules:

1. Always report to and sign out with the responsible safety officer.
2. In case of smoke or fire, immediately leave the workplace and go to the assembly point at the Fleet office.
3. Follow the safety rules and work instructions.
4. Wear the prescribed personal protective equipment.
5. Only make phone calls in a safe place.
6. Stay away from suspended loads.
7. Only perform tasks and activities that you are capable of and authorized to perform.
8. Do not work under the influence of alcohol, drugs, or other substances that affect your consciousness.
9. Only work with approved tools.
10. Keep your workplace tidy and organized.
11. Address unsafe behavior with everyone and remember that others can also address this with you.

Do you have any questions? Please contact the
Fleet Manager or QSHE Manager.

	Entry is entirely at your own risk.
	Photography and filming are prohibited, unless necessary for work purposes.
	Open fires, smoking, alcohol, drugs, or other mind-altering substances are prohibited.
	Stay away from suspended loads.
	Always wear an orange safety vest with logo and reflective strips.
	Hearing protection is mandatory at >80 dB and safety glasses must be worn during machining work.
	Wearing class S3 safety shoes is mandatory.
	Wear protective clothing; shorts are prohibited.
	Helmet/hard hat mandatory when working at height, under the train, or when shunting.
	On the roof of a rail vehicle: safety harness and second person mandatory.
	Use approved tools.
	Keep the site and workshop tidy, clean, and organized.
	Make phone calls in a safe place and do not walk around.
	Use the toilet on the first floor.
	As a visitor, only move around on designated walkways.

Follow the safety rules and work instructions.

As a visitor, you must follow the instructions of Eurailscout employees.

IN CASE OF EMERGENCY

- Call 112 and STOCO 0031 883211700 immediately.
- If you are slightly injured, report to the first aid officer on duty.
- Know where the first aid kits and fire extinguishers are located.
- Know the escape routes and assembly points at the containers near the Fleet office.



SAFETY STARTS WITH YOU

- Address unsafe behavior with everyone and remember that others can also address this with you!
- Report accidents and near misses immediately.
- Complete the necessary safety training courses.

WORKING SAFELY = COMING HOME SAFELY!

Team Fleet contacts

Gert Jansen (Fleet manager)	+31 6 22428965
Andy Matser	+31 6 51396693
Dirk Kusters	+31 6 53125489
Oswin ten Broeke	+31 6 51092647
Frank Alfrink	+31 6 11025729
Marc Pardijs (QHSE Manager)	+31 6 51624391



Scan the QR code and go to the
visitor regulations on our website